



CJ650B/9.1

## **SERVICE BULLETIN – Oil and Filter change.**

Oil and oil filter changes must be made as per manufacturers schedule.


1<sup>st</sup> oil and oil filter change – 800km

2<sup>nd</sup> Oil and filter change – 3000km.

Thereafter the recommended oil change interval is every 3000km, and recommended oil filter change is every 6000km.

### **Drain the Engine Oil.**


- Park the vehicle on a level surface.
- Warm up the engine (2 minutes)
- Place an oil drain basin under the engine.
- Remove the sump oil drain bolt.
- Drain engine oil
- Refit drain plug, tightening to 30Nm



(View from underneath)

### **Remove the Oil Filter**

- 1) Place pan underneath the oil filter.
- 2) Remove the oil filter by unscrewing the filter anti-clockwise.






### Install New Oil Filter

- 1) Remove oil filter p/no 0700-070200 from packaging.
- 2) Lightly coat the oil filter rubber seal with clean engine oil
- 3) Hand tighten filter in clockwise direction (Max 17Nm)



### Refill with Engine Oil


- Remove oil filler plug (anti-clockwise)
- Refill engine with 2.2L SJ JASO MA2 10W-40 engine oil taking care not to spill oil.
- Refit oil filler plug
- Start engine and allow idle for 2 minutes.
- Switch off engine





### Check oil level

- Check the oil level is correct in the sight glass.



**Note:**

### Engine oil capacity:

- When the engine oil filter has not been replaced: 2.0L
- When the engine oil filter is replaced: 2.2L.
- Initial fill after manufacturing with a dry engine is 2.6L